

# Bongo™

## Owner's Manual



15-FOOT MODEL



[www.ravesports.com](http://www.ravesports.com)

# Table of Contents

Introduction .....	2
Safety Rules and Information .....	3
Inflating Your Bongo™ .....	5
Cleaning and Storage .....	7
Repairs .....	8
Warranty Information .....	10

## Contents in this package

- Bongo tube
- Stainless steel ladder
- Inflation adaptor
- Repair kit
- Warranty Registration

Please make sure you have received the contents listed, then record the following information for future reference. (The serial number is located next to the inflation valve.)

---

---

**Product Serial Number:** \_\_\_\_\_

**Date Purchased:** \_\_\_\_\_

**Purchased from:** \_\_\_\_\_

### Copyright ©

All rights reserved. No part of this publication may be reproduced or transmitted in any form or by any means, electronic or mechanical, including photocopy, recording, or any information storage and retrieval system, without permission in writing from the publisher. Requests should be mailed to RAVE Sports, Inc., 3325 Labore Rd., St. Paul, MN 55110.

## Introduction

Water sports can be safe and fun for all levels of enthusiasts. The Owner's Manual is presented to enhance your enjoyment of the sport. It is intended to alert you to some of the potentially dangerous conditions that can arise in all water sports.

Please take a few minutes to read this manual before assembling and using the product. Although the product is simple to use, this manual contains important safety information that you and all users must understand to safely enjoy the Bongo.

If you have any questions regarding this product, please call RAVE Sports at 1-800-659-0790. Please have the serial number from your product ready when you call.

# W A R N I N G

UNSAFE USE OF THE BONGO CAN RESULT  
IN PERSONAL INJURY OR DEATH.

To reduce the risk of injury, read and follow all instructions and warnings in this manual. Do not use this product unless you understand and accept the risk of injury involved with this activity.

## Safety Rules and Information

- Read and understand all of the information contained in this owner's manual before assembling and using your product.
- Make sure that everyone who uses the product is provided with and understands these safety rules and information.
- The Bongo is designed to be used only in large bodies of water with depths of at least 8 feet of water. Do not use or allow anyone else to use the product on land or any other hard surface or in swimming pools.
- Choose a location for your product that is most protected from wind, of sufficient water depth, and free of obstructions.
- Always anchor the Bongo securely before it is used.
- Always wear a U.S. Coast Guard approved Type III (PFD) vest when using the products.
- Never use the product after sunset, before dawn, or any other time in poor lighting conditions.
- Never use the product in rough surface water conditions, during storms, or when there is lightning. If an unexpected storm arises while using the product, seek shelter on shore. Do not stay on the product.
- Never use the product under the influence of alcohol or drugs.
- Always stay under control while using the product.
- Do not allow more than six people (1,000 lbs. max) to lounge on the Bongo or more than one person (240 lbs. max) to bounce on the Bongo at one time.

- Never dive off of the Bongo head first. If you choose to jump off the product, always enter the water feet first.
- Never use the product while tired or fatigued. Use extreme caution while swimming between the shore and the product. Do not attempt to swim this distance if you are tired or fatigued.
- Never swim or play under or around the Bongo.
- Always inspect the areas around and under the product before each use to ensure the water is deep enough and free of all rocks, logs, sand bars, and underwater obstructions and that the product is a safe distance from above water hard objects. Ask about local water conditions before using the product in unfamiliar water.
- When not in use, secure the product against unauthorized or unsupervised use.
- Inspect your product for any worn, defective, or missing parts.
- Do not attempt flips, somersaults or other acrobatic maneuvers on the product. Most debilitating spinal cord injuries that occur during trampoline use involve somersaults. Improper landing during a somersault produces serious risk of broken bones, cuts, nerve damage, spinal cord or brain injury, or death.
- Use the Bongo only under mature, knowledgeable adult supervision.
- Not recommended for children under age six.
- **DO NOT OVER-INFLATE.** Over inflation can cause seam rupture.


# Inflating Your Bongo

## Step 1:

Lay the Bongo on a flat surface. Make sure there are no sharp objects under the product that might puncture the tube.

## Step 2:

Locate the valve opening of the Bongo and inflate. We recommend using the RAVE Hurricane inflator / deflator (Part # 01000) for inflating and deflating. (Not included)



To open valve, depress stem and rotate clockwise. To close valve, depress stem and rotate counter-clockwise. The valve stem should be in the depressed position while inflating. Once inflation is complete, remove the inflator and quickly close the valve to avoid loss of pressure.

Inflate until the tube is firm and resistant to pressure. Your fist should create only a slight depression when pushed against the tube.



## CAUTION

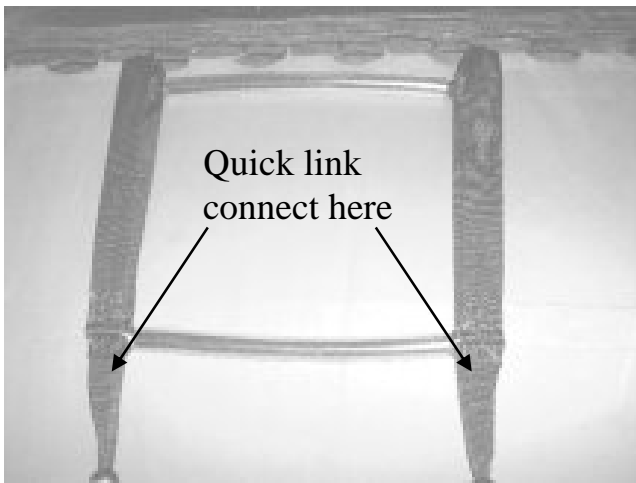
### DO NOT OVER-INFLATE.

Do not exceed 2 PSI if filling with compressed air. Excessive pressure can cause the tube to rupture with potentially damaging force to eyes, ears, skin and limbs. Use of an air compressor or over-inflation can rupture the tube beyond repair, thus voiding the warranty.

It is normal for the air pressure within the tube to fluctuate depending on air and water temperatures. It may be necessary to increase or decrease the air pressure in your product accordingly. To avoid damage on extremely hot days it may be necessary to check and release the air pressure from your product throughout the day.

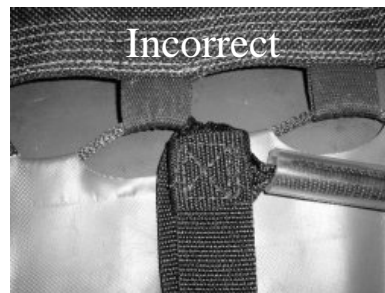

### Step 3:

Move the Bongo to shallow water. Attach the ladder in the center of the blue panel to the left of the air valve so that the warning label on the tube is visible to anyone climbing the ladder. The RAVE lettering on the ladder steps should be facing the climber.



Feed both ends of the ladder straps around the lacing rope of the Bongo. Pull them through far enough so that the quick link reaches just below the second handle. Feed the webbing into the quick link & turn the nut until closed and the link is secured around the strap just below the handle.

Make sure the ladder straps are on the proper side of the lacing loops of your Bongo (as shown below) to prevent premature wear/tear.



### Step 4:

Attach an anchor line (not included) to the ring in the center of the rope harness under the Bongo. Adjust length of anchor line so that it is

approximately 1-2 ft. longer than the depth of the water. The RAVE Sports anchor bungee (sold separately) will provide 2 ft. of stretch to absorb waves and any vertical bouncing motion. To help prevent flipping of your product in high wind conditions, do not exceed 3 ft. of slack in the anchor line.

NOTE: More slack will improve anchor holding performance, but too much slack may be sufficient line to allow the Bongo to stand on edge and flip over in strong winds. For best results, maximize your anchor holding power via more weight or a different type of anchor and minimize your anchor line length.

To anchor for the season, use at least 80-100 lbs. of anchor weight for most applications. However, Bongos on bodies of water where there are high winds, strong currents or large waves may require a heavier or more permanent anchoring system. To anchor for the day, use at least 40-50 lbs. of anchor weight.

Please read and follow all safety instructions before using your Bongo.

## Cleaning and Storage

- When the inflatable product is not being used, store it in a covered, shaded area. This will help protect it against ultraviolet (UV) rays and extend the life of the product.
- Clean the inflatable completely with a mild soap and fresh water. **NEVER USE PETROLEUM BASED PRODUCTS OR SOLVENTS FOR CLEANING.**
- Product should be completely dry and remain dry while stored.
- Roll the product loosely and place in a container, preferably one that rodents can't chew through.
- Secure against unauthorized or unsupervised use.
- Store in a cool, dry location. Do not store product directly on concrete surface. Place mothballs around stored inflatable to keep mice and insects away.

..... **Important** .....

Rodents like muskrats may be attracted to the PVC vinyl of your product. When your product is on the water, maintaining full air pressure during periods of non-use will discourage them from chewing the vinyl. Another way to ease the problem of nuisance rodents is to remove the temptation by taking the product out of the water at night. Another option is to make the whole area unattractive to rodents by changing the environment, making the area less hospitable for rodents. Removing any food source from the shoreline can also be a good deterrent. Check with your local DNR for additional guidance or possible restrictions.

## Repairs

For large holes, tears or seam failures, contact RAVE Sports Customer Service at 1-800-659-0790. For minor holes or tears:

- Inflate the product and locate the leak by spraying the tube with mild soapy water.
- Determine the hole size and cut a patch 1-2 inches wider than the diameter of the hole. Make sure all corners of the patch are rounded.
- Deflate the product and clean the patch and area around the hole with rubbing alcohol. Let dry.
- **READ AND UNDERSTAND THE WARNINGS ON THE GLUE CONTAINER.**
- Apply glue to the patch and the area around the hole. Let the glue dry until it is tacky to the touch.
- Lay the product on a flat, hard surface and apply the patch. Working from the center to the outer edge, rub out any air bubbles between the patch and the product.
- Let the patch dry for 24 hours before attempting to inflate the product.

## Lifetime Warranty

The Lifetime Warranty set forth below is given by RAVE Sports, Inc. with respect to product(s) purchased and used in the United States and internationally.

RAVE Sports' reinforced PVC product(s), when delivered to you in a new condition in original container, are warranted against defects in material or workmanship for life so long as the product remains the possession of the original owner. Defective product(s) returned to RAVE Sports or authorized service location and proven to be defective upon inspection, will be repaired or exchanged for new product(s) or part(s) where applicable. The warranty period for any replacement product shall be consistent with the terms of the Lifetime Warranty.

When returning any product under this Lifetime Warranty, you must first contact RAVE Sports to obtain a return authorization number. The product must be packaged in its original carton with a copy of the bill of sale (or invoice of purchase), together with a complete explanation of the problem. Shipping charges, if any, must be prepaid. Products covered by this Lifetime Warranty will be returned to you without charge by RAVE Sports.

This Lifetime Warranty covers all defects encountered in normal use of the product and does not apply in the following cases:

- a) Loss or damage to the product is due to abuse; mishandling; alteration; accident; failure to follow operating, maintenance or storage instructions; service performed by a party other than RAVE Sports' authorized service personnel; or any acts of God, including storm or animal damage.
- b) The product has had its serial number(s) or dating altered or removed.
- c) Wear and tear from normal use and weathering.

No implied warranty (or condition), including any implied warranty (or condition) of merchantability or fitness for a particular purpose, applies to the product after the applicable period of express warranty stated above, and no other express warranty or guaranty, except as mentioned above, given by any person, firm, or corporation with respect to the product shall bind RAVE Sports. (Some states or provinces do not allow limitations on how long an implied warranty lasts, so the above limitations may not apply to you).

RAVE Sports shall not be liable for loss of revenue or profit, failure to realize savings or other benefits, or for any other special, incidental or consequential damages caused by the use, misuse or inability to use the product regardless of the legal theory on which the claim is based, and even if RAVE Sports has been advised of the possibility of such damages. Nor shall recovery of any kind against RAVE Sports be greater in amount than the purchase price of the product sold by RAVE Sports and causing the alleged damage.

Without limiting the foregoing, you assume all risk and liability for loss, damage or injury to you and your property and to others and their property arising out of the use, misuse, or inability to use any product sold by RAVE Sports not caused directly by the negligence of RAVE Sports, (Some states or provinces do not allow the exclusion or limitation of incidental or consequential damages, so the above limitation may not apply to you). This Lifetime Warranty shall not extend to anyone other than the original purchaser of any product, or the person for whom it was purchased as a gift.

This Lifetime Warranty gives you specific legal rights, and you may have other rights which vary from state to state or province to province.

1.